

MOMENTUM

**CARMEN TRUE TILES
NEW COLLECTION**

apegrupo



MOMENTUM DIAMOND 6,5X20 / IMPULSE DIAMOND 6,5X20 / EQUATION DIAMOND 6,5X20

— MOMENTUM

MOMENTUM is such a creative wall tile that it manages to add depth to surfaces. With its subtle reliefs you will be able to create games of light and shadow that, without a doubt, will give life to your walls.


It is a great way to personalize designs and add unusual, stylish and personalized patterns, challenging traditional wall covers.

MOMENTUM es un revestimiento tan creativo que consigue agregar profundidad a las superficies. Con sus sutiles relieves podrás formar juegos de luces y sombras que, sin duda, darán vida a tu pared.


Es una excelente manera de personalizar los diseños y agregar patrones inusuales, elegantes y personalizados, desafiando las paredes tradicionales.

MOMENTUM

6,5X20 / 2,5"X8"



MOMENTUM DIAMOND
6,5X20 / 2,5"X8" L49/M



MOMENTUM STONE
6,5X20 / 2,5"X8" L49/M



MOMENTUM SILVER
6,5X20 / 2,5"X8" L49/M



EQUATION DIAMOND
6,5X20 / 2,5"X8" L51/M



EQUATION STONE
6,5X20 / 2,5"X8" L51/M




EQUATION SILVER
6,5X20 / 2,5"X8" L51/M




MOMENTUM SAPPHIRE
6,5X20 / 2,5"X8" L49/M



MOMENTUM EMERALD
6,5X20 / 2,5"X8" L49/M



MOMENTUM OBSIDIAN
6,5X20 / 2,5"X8" L49/M



EQUATION SAPPHIRE
6,5X20 / 2,5"X8" L51/M



EQUATION EMERALD
6,5X20 / 2,5"X8" L51/M



EQUATION OBSIDIAN
6,5X20 / 2,5"X8" L51/M



IMPULSE DIAMOND
6,5X20 / 2,5"X8" L51/M



IMPULSE STONE
6,5X20 / 2,5"X8" L51/M



IMPULSE SILVER
6,5X20 / 2,5"X8" L51/M



IMPULSE SAPPHIRE
6,5X20 / 2,5"X8" L51/M



IMPULSE EMERALD
6,5X20 / 2,5"X8" L51/M



IMPULSE OBSIDIAN
6,5X20 / 2,5"X8" L51/M



MOMENTUM SAPPHIRE 6,5X20 / IMPULSE SAPPHIRE 6,5X20 / EQUATION SAPPHIRE 6,5X20

CARACTERÍSTICAS TÉCNICAS · TECHNICAL CHARACTERISTICS · CARACTÉRISTIQUES TECHNIQUES

- PB** PASTA BLANCA/WHITE BODY / PÂTE BLANCHE
- FT** PAVIMENTO/FLOOR TILES
- B*** BRILLO/SHINE / BRILLANT
- VI** ASPECTO UNIFORME/UNIFORM APPEARANCE/APPARENCE UNIFORME
- SN** ANTIHIELO/FROST PROOF RÉSISTANT AU GEL

| FORMATO SIZE FORMAT | PZS/CAJA TILES/BOX PIÈCES/BOITE | M ² /CAJA SQM/BOX MÈTRES/BOITE | Kg/CAJA Kg/BOX Kg/BOITE | CAJAS/PALLET BOXES/PALLET BOITES/PA- LETTE | M ² /PALLET SQM/PALLET MÈTRES/PALETTE | Kg/PALLET Kg/PALLET MÈTRES/PA- LETTE |
|---------------------------|---------------------------------------|---|-------------------------------|---|--|---|
| 6,5X20 | 27 | 0.35 | 12.10 | 143 | 50.05 | 1730.3 |



apegrupo.com

CARMEN
true tiles