

Bio Select.

LEA


CERAMICHE



01.

**La forma dell'eleganza.
Fedele trasposizione
sulla materia ceramica
delle essenze lignee più
pregiate.**

**The shape of elegance.
Faithful transposition
of the finest wooden
patterns on ceramic.**



Introduction.



02.

**Sette declinazioni
cromatiche / Seven
color shades.**

Colori / Colors

01. Oak Vanilla

02. Oak Ginger

03. Oak Natural

05. Oak Cloves

06. Walnut Tobacco

Materiali / Materials
Gres porcellanato /
Porcelain stoneware
10mm - 12mm

Gres spessorato L2 /
Extra thick porcelain
stoneware L2
20mm

Finiture / Finishes
naturale rett
grip rett

Formati / Sizes
30x180cm 12"x72"
30x120cm 12"x48"
20x120cm 8"x48"

Colors.



02a.

Mosaici / Mosaics

01. Whirl Mix
02. Chevron
03. Strip
04. ABC

Formati speciali /

Special sizes

05. Drunk

Materiale / Material

Gres porcellanato /

Porcelain stoneware

10mm

Finiture / Finishes

naturale rett

Un impianto decorativo ricco e variegato. Forme geometriche, come nella tradizione stilistica di Lea Ceramiche, consentono di personalizzare qualsiasi ambiente, rendendo il materiale ceramico un cruciale elemento decorativo.

A rich and varied decorative pattern. Lea Ceramiche's geometric shapes allow rooms to be customised and define ceramic material as a fundamental decorative element.

Mosaics.





Lea Ceramiche

Bio Select di Lea Ceramiche nasce dall'idea di ricreare sulla superficie della materia ceramica, le tracce ed il calore dei pavimenti in legno con un imprinting naturale ed elegante. Le essenze a cui si ispira Bio Select sono quelle del rovere e del noce, tra le più pregiate in natura.

Bio Select by Lea Ceramiche is designed to meet the need to recreate, on ceramic surfaces, the patterns and warmth of wood floors with a natural and elegant touch. In the case of Bio select, the inspiration comes from the highly sought-after wood varieties of oak and walnut.

03a.

FLOOR
Oak Vanilla 30x120

WALL
ABC Oak Vanilla 27,9x27,9

Oak Vanilla.





WALL
ABC Oak Vanilla 27,9x27,9

FLOOR
Oak Vanilla 30x120

Oak Vanilla 30x120





WALL
ABC Oak Vanilla 27,9x27,9

FLOOR
Oak Vanilla 30x120







Oak Vanilla: 30x120

Lea Ceramiche





Lea Ceramiche

Un lungo lavoro di ricerca per selezionare le migliori doghe e per riprodurre un colore chiaro, luminoso ed elegante da accostare in perfetta armonia a qualsiasi arredo o stile.

Lengthy research to find the best-looking planks and to reproduce a light, bright and elegant wood color that will work in perfect harmony with any décor or style.

03b.

Oak Ginger.





Lea Ceramiche



Oak Ginger 30x180

Oak Ginger 30x180



Lea Ceramiche



03c.

Oak Natural 30x180

Oak Natural.





Segno essenziale. Un'estetica rigorosa e minimale ricopre una parete divisoria: è il mosaico Strip che coordinato al pavimento, dalla tonalità calda ed avvolgente, impreziosisce qualsiasi ambiente.

Minimalist. The Strip mosaic offers a minimalist look for a wall partition that matches the flooring. It adds beauty to any room combined with a warm and welcoming elegance.

WALL
Strip Oak Natural 20x120

FLOOR
Oak Natural 30x180



Oak Natural 30x180

Lea Ceramiche





WALL
Strip Oak Natural 20x120

FLOOR
Oak Natural 30x180

Strip Oak Natural 20x120



03d.

Oak Ash 20x120 - 30x120

Dettagli di stile. La ricerca, che fonde la materia ceramica con la tecnologia più avanzata, restituisce superfici dalla texture vibrante: un grigio sofisticato dal sapore contemporaneo per una nuova interpretazione dello spazio.

Style details. Research allows us to create new ceramic tiles using high-tech technology. We have designed surfaces with a vibrant texture; a sophisticated grey color with contemporary flair for a new interpretation of space.

WALL
Chevron Oak Ash 42,8x40

FLOOR
Oak Ash 20x120
30x120

03e.

Oak Cloves 20x120

Oak Cloves.





Naturale eleganza. Nuance autunnali che si ispirano ai colori della terra, per spazi extra residenziali, come locali di ristorazione e alberghi, ma che richiamano la dimensione domestica.

Natural elegance. Nature inspired autumn shades for public spaces including restaurants and hotels that recreate a homely atmosphere.



Oak Cloves 20x120 - 30x120



03f.

Walnut Tobacco 20x120

Walnut Tobacco.



Walnut Tobacco 20x120



Lo spazio scolpito.
Il mix di forme geometriche trapezoidali crea una trama ricercata sulla superficie della parete. Le doghe sul pavimento, alcune anche molto contrastate, creano un'atmosfera calda, inclusiva e preziosa e scandiscono lo spazio.

Sculpted space.
A combination of trapezoid geometric shapes creates an elegant texture on the walls. Planks on the floor, produce a warm, welcoming and sophisticated environment while offering a sense of space in any room.

WALL
Whirl Mix 36,8x42,5

FLOOR
Walnut Tobacco 20x120

03g.

Naturalmente classico. La fedeltà della materia viene restituita non solo attraverso la naturalezza della superficie ma anche attraverso il formato che riproduce il classico pavimento posato a “spina di pesce”.

Naturally classic. The realistic look is achieved through the natural appearance of the surface and through the layout, reproducing a classic wood floor look laid in a herringbone pattern.

03h.

Oak Natural 30x120 - L2 20mm

Outdoor.





Oak Natural 30x120 - L2 20mm

Lea Ceramiche




04.

Info.

Colori / Colors

Oak Vanilla



Oak Ginger



Oak Natural



Oak Cloves




Colori / Colors


Walnut Tobacco



Gres porcellanato /
Porcelain stoneware
Spessore/thickness: 10mm - 12mm (Lato/Side 180)

PROTECT
ANTIBATTERICO - ANTIMICROBIAL


 gres porcellanato



30x180cm
12"x72"
NAT



30x120cm
12"x48"
NAT



20x120cm
8"x48"
NAT

Nat



residenziale
residential



commerciale leggero
light commercial



commerciale intensivo
intensive commercial

Grip



esterno
outdoor

Mosaici e formati speciali / Mosaics and special sizes

ABC

Oak Vanilla
Oak Ginger
Oak Natural
Oak Ash
Oak Cloves
Walnut Tobacco
Walnut Cinnamon





27,9x27,9cm
11"x11"
NAT



27,9x27,9cm
11"x11"
NAT



27,9x27,9cm
11"x11"
NAT



Strip

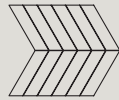
Oak Vanilla
Oak Ginger
Oak Natural
Oak Ash
Oak Cloves
Walnut Tobacco
Walnut Cinnamon



20x120cm
8"x48"
NAT

Chevron


Oak Vanilla
Oak Ginger
Oak Natural
Oak Ash
Oak Cloves
Walnut Tobacco
Walnut Cinnamon



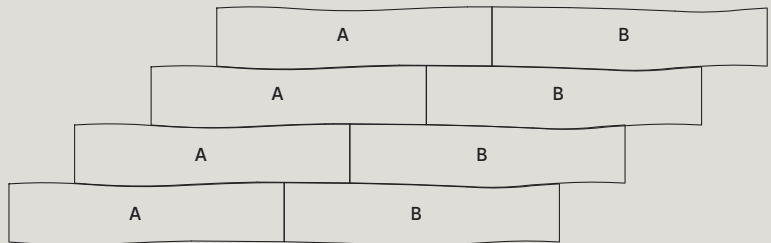
42,8x40cm
16^{3/4}"x16"
NAT

Drunk

Walnut Tobacco
Walnut Cinnamon




25x120cm
10"x48"
NAT








Walnut Tobacco + Walnut Cinnamon

Fondi / Plain tiles






Spessore/thickness: 10mm - 12mm (Lato/Side 180)

 gres porcellanato


		Oak Vanilla	Oak Ginger	Oak Natural		Oak Cloves	Walnut Tobacco	
								
30x180cm 12"x72"	NAT	LGIB330	LGIB360	LGIB310		LGIB320	LGIB350	
30x120cm 12"x48"	NAT	LG6B330	LG6B360	LG6B310		LG6B320	LG6B350	
20x120cm 8"x48"	NAT	LG7B330	LG7B360	LG7B310		LG7B320	LG7B350	

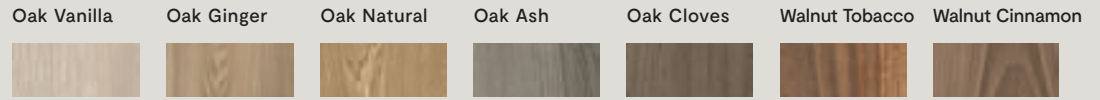
Spessore/thickness: 20mm

 L2


		Oak Vanilla	Oak Ginger	Oak Natural		Oak Cloves	Walnut Tobacco	
								
30x120cm 12"x48"	GRIP	-	-	LG4B310		LG4B320	-	

Mosaici e formati speciali / Mosaics and special sizes

 gres porcellanato



		Oak Vanilla	Oak Ginger	Oak Natural	Oak Ash	Oak Cloves	Walnut Tobacco	Walnut Cinnamon
ABC 27,9x27,9cm 11"x11"	NAT	LG9B303	LG9B306	LG9B301	LG9B300	LG9B302	LG9B305	LG9B304
Chevron 42,8x40cm 16 ^{5/8} "x16"	NAT	LG9B3C3	LG9B3C6	LG9B3C1	LG9B3C0	LG9B3C2	LG9B3C5	LG9B3C4
Drunk 25x120cm 10"x48"	NAT	-	-	-	-	-	LG9B3D5	LG9B3D4
Strip 20x120cm 8"x48"	NAT	LG9B3S3	LG9B3S6	LG9B3S1	LG9B3S0	LG9B3S2	LG9B3S5	LG9B3S4




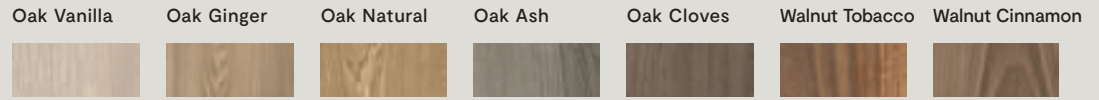
Decoro Whirl mix* 36,8x42,5cm 14 ^{1/2} "x16 ^{3/4} "	NAT							LG9B3W0
---	-----	--	--	--	--	--	--	---------

*colori mixati: Walnut Tobacco + Walnut Cinnamon / mixed colors: Walnut Tobacco + Walnut Cinnamon

Pezzi Speciali / Trims

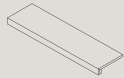
Spessore/thickness: 10mm

 gres porcellanato



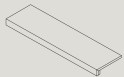
battiscopa
5,5x60cm / 2^{11/64}"x24" rett

Oak Vanilla	Oak Ginger	Oak Natural	Oak Ash	Oak Cloves	Walnut Tobacco	Walnut Cinnamon
LGRB330	LGRB360	LGRB310	LGRB300	LGRB320	LGRB350	LGRB340



gradino plus*
35x120cm / 13^{3/4}"x48" rett

LG9B3P3	LG9B3P6	LG9B3P1	LG9B3P0	LG9B3P2	LG9B3P5	LG9B3P4
---------	---------	---------	---------	---------	---------	---------



angolo dx gradino plus*
35x120cm / 13^{3/4}"x48" rett


LG9B3A3	LG9B3A6	LG9B3A1	LG9B3A0	LG9B3A2	LG9B3A5	LG9B3A4
---------	---------	---------	---------	---------	---------	---------



angolo sx gradino plus*
35x120cm / 13^{3/4}"x48" rett

LG9B3B3	LG9B3B6	LG9B3B1	LG9B3B0	LG9B3B2	LG9B3B5	LG9B3B4
---------	---------	---------	---------	---------	---------	---------

Sezione gradino


















* Su richiesta. / Upon request.

Pezzi Speciali / Trims

Spessore/thickness: 20mm

 L2

		Oak Natural	Oak Cloves
 griglia* 15x60cm / 6"x24" rett	GRIP	 LG1B3G1	 LG1B3G2
 griglia angolare sx* 15x60cm / 6"x24" rett	GRIP	LG1B3S1	LG1B3S2
 griglia angolare dx* 15x60cm / 6"x24" rett	GRIP	LG1B3D1	LG1B3D2
 costa toro* 30x60cm / 12"x24" rett	GRIP	LGVB3F1	LGVB3F2
 costa toro angolare sx* 30x60cm / 12"x24" rett	GRIP	LGVB3K1	LGVB3K2
 costa toro angolare dx* 30x60cm / 12"x24" rett	GRIP	LGVB3Y1	LGVB3Y2
 costa retta* 30x60cm / 12"x24" rett	GRIP	LGVB3C1	LGVB3C2
 costa retta angolare sx* 30x60cm / 12"x24" rett	GRIP	LGVB3D1	LGVB3D2
 costa retta angolare dx* 30x60cm / 12"x24" rett	GRIP	LGVB3E1	LGVB3E2
 costa toro step* 30x60cm / 12"x24" rett	GRIP	LGVB3J1	LGVB3J2
 costa retta step* 30x60cm / 12"x24" rett	GRIP	LGVB3G1	LGVB3G2
 costa retta con gocciolatoio* 30x60cm / 12"x24" rett	GRIP	LGVB3M1	LGVB3M2
 costa toro con gocciolatoio* 30x60cm / 12"x24" rett	GRIP	LGVB3L1	LGVB3L2



()

P R () T E C T

L'esclusiva tecnologia Panariagroup per pavimenti e rivestimenti antibatterici ad altissime performance. Per un abitare sano, sicuro e protetto.

The exclusive Panariagroup technology for antimicrobial floor and wall coverings with the highest performance. To live healthily, safe and secure.



Azione potente.

Elimina i batteri e ne impedisce la proliferazione

Powerful action.

Eliminates microbes and prevents their reproduction



Efficacia eterna.

Grazie alla tecnologia integrata in modo permanente nel prodotto

Eternal effectiveness.

Thanks to the technology permanently integrated into the product



Protezione continua.

Sempre attivo, 24 ore su 24, con e senza luce solare

Continuous protection.

Always active, 24 hours a day, with and without sunlight



Qualità garantita

dalla partnership

CON MICROBAN®

Guaranteed quality

by the partnership

with MICROBAN®

PANARIAgroup

www.protect.panariagroup.it



L2

Le collezioni L2 di Lea Ceramiche, in gres porcellanato con spessore 20mm, uniscono qualità estetica ed elevate prestazioni tecniche, garantendo infinite applicazioni in esterno, senza rischio di rotture. Sono resistenti al gelo e agli sbalzi termici, presentano elevate caratteristiche antiscivolo, sono facili da pulire e mantengono inalterati nel tempo materia e colore.

The L2 collections by Lea Ceramiche, in 20mm thick porcelain stoneware, bring together aesthetic quality and heightened technical performance, guaranteeing countless external applications, with no risk of breakage. They are resistant to frost and to sudden changes in temperature, have heightened anti-slip characteristics, are easy to clean, and maintain their texture and colour over time.

Sistemi di posa / Dry laying system

Posa su erba Dry laying on grass

La posa a secco su erba si applica principalmente su vialetti, camminamenti residenziali e pubblici quali ad esempio parchi, giardini, spazi dedicati alla socialità e al relax, sempre contraddistinti da zone verdi circostanti.

La possibilità di determinare la fuga, consente di integrarsi più facilmente con la natura confinante e con l'impronta architettonica ed estetica del contesto

The solution of dry laying on grass is mainly used on walkways, residential and public paths such as in parks, gardens, social and leisure areas, always located in green areas. The possibility of calculating the joint means that it is easier to integrate with the surrounding nature and the architectural and aesthetic setting.

Posa sopraelevata Outdoor laying on raised flooring

La posa da esterno per pavimenti sopraelevati utilizza i tradizionali sistemi per pavimenti flottanti. Grazie ai supporti fissi e regolabili risolve problemi di dislivello del terreno, è isolante e drenante, nasconde cavi e tubature essendo le lastre facilmente rimovibili.

Outdoor laying on raised flooring uses the traditional systems for elevated floors. Thanks to the fixed and adjustable supports, this material solves the problem of uneven terrain, while ensuring insulation and drainage, and can be used to conceal cables and pipelines, as the slabs are easily removed when required.

Posa su ghiaia Laying on gravel

La posa su ghiaia, a secco o con malta, consente di valorizzare patii, cortili e giardini, in generale spazi esterni privati o passaggi pedonali di aree ad uso commerciale o dedicate al relax.

Mantiene inalterato il drenaggio del terreno attraverso la fuga, consentendo il deflusso delle acque in falda.

Installation on gravel, dry or with adhesive, makes it possible to enhance patios, courtyards, and gardens, private external spaces in general, or pedestrian passageways in commercial or recreational areas. Its grout lines maintain the drainage of the terrain, permitting the outflow of water into an aquifer.

Posa su massetto con colla Laying on screed with adhesive

La posa tradizionale su massetto con colla si applica principalmente su aree esterne carrabili, quali zone di accesso ai garage, parcheggi auto sia di tipo residenziale che di spazi industriali e commerciali. Permette l'uniformità delle superfici tra le aree pedonali e quelle carrabili.

Traditional laying on screed with adhesive is mainly used in outdoor paved areas for vehicles and pedestrians, such as access areas to garages, car parks both in residential and industrial/commercial areas. It enables uniform surfaces between pedestrian and road surfaces.



Impieghi L2 / Uses



Vialetti
Walkways



Parcheggi
Parking areas



Parchi pubblici - giardini
Public parks - gardens



Terrazze
Terraces



Camminamenti piscine
Pool decks



Zone industriali
Industrial areas



Stabilimenti balneari
Beach resorts



Aree urbane
Urban areas



Alberghi
Hotels



Locali pubblici
Public spaces



Abitazioni
Housing



Aeroporti
Airports



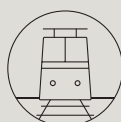
Bar - Ristoranti
Bar - Restaurants



Centri commerciali
Malls



Negozi
Shops

















Stazioni
Train stations

Caratteristiche tecniche / Technical characteristics

Gres tutta massa UGL
Full-body porcelain UGL
10mm / 12mm / 20mm

Conforme / According to: ISO 13006 G (Gruppo/Group Bla)
EN 14411 G (Gruppo/Group Bla)
ANSI A137.1 Porcelain tiles (P1 Class)

	Metodo di prova /Test method	Requisiti prescritti /Required values	Valori medi /Average values
 Assorbimento d'acqua /Water absorption	ISO 10545-3 ASTM C373	≤ 0,5%	0,05%
 Sforzo di rottura S /Breaking strength	ISO 10545-4	≥ 1300 N	2500 N 10mm / 3500 N 12mm 13600 N 20mm
	ASTM C1505	≥ 250 lbf	600 lbf 10mm / 800 lbf 12mm 2800 lbf 20mm
 Resistenza a flessione /Modulus of rupture	ISO 10545-4	≥ 35 N/mm ²	50 N/mm ²
 Resistenza all'abrasione profonda /Resistance to deep abrasion	ISO 10545-6	≤ 175 mm ³	145 mm ³
	ASTM C1243		
 Dilatazione termica lineare /Linear thermal expansion	ISO 10545-8	Requisito non previsto/No provision	$\alpha \leq 7 \times 10^{-6} \text{ } ^\circ\text{C}^{-1}$
	ASTM C372	No provision	$\alpha \leq 4.4 \times 10^{-6} \text{ } ^\circ\text{F}^{-1}$ / $\alpha \leq 8 \times 10^{-6} \text{ } ^\circ\text{C}^{-1}$
 Resistenza alle macchie /Stain resistance	ISO 10545-14	Classe/Class 3 Min.	5 Resistente/Resistant
	ASTM C1378	As indicated by manufacturer	Class A Resistant
 Resistenza all'attacco chimico* /Chemical resistance	ISO 10545-13	Come indicato dal produttore /As indicated by manufacturer	LA—HA Resistente/Resistant
	ASTM C650	As indicated by manufacturer	Class A Resistant
 Resistenza al gelo /Frost resistance	ISO 10545-12	Nessuna alterazione/No alteration	Resistente/Resistant
	ASTM C1026	As indicated by manufacturer	Resistant
 Resistenza allo scivolamento /Slip resistance	DIN 51130	—	R10 (nat.) / R9 (Walnut tobacco nat.) R11 (grip 20mm)
	DIN 51097	—	C (A+B+C) (grip 20mm)
	BCR-TORTUS	—	$\mu > 0,40$
	ANSI A326.3	—	DCOF ≥ 0.42
	AS/NZS 4586:2013	—	P4 (grip - 20mm)
	BS 7976:2002	—	PTV 36+ WET (Sl. 96 - Sl.55) (grip 20mm)
 Reazione al fuoco /Fire reaction	EN 13823	CPR (UE) 305/2011, 2000/147/CE,	Classe / Class A1 (wall)
	EN 9239-1	UNI EN 13501-1	Classe / Class A1 _{fl} (floor)
Flame spread	ASTM E84	No provision	Class A
 Robinson floor tester	ASTM C627	As indicated by manufacturer	≥ 14 cycles Extra Heavy Commercial (over concrete)
 Conducibilità termica /Thermal conductivity	EN 12524	—	$\lambda = 1,3 \text{ W/m}^2 \text{ K}$ / $0.7 \text{ BTU/ft h}^\circ \text{ F}$
 fuga minima consigliata (**) recommended minimum joint (**)	INDOOR	—	2mm
	OUTDOOR	—	5mm circa / approx.
 Stonalizzazione /Shade variation	ANSI A137.1	Come indicato dal produttore /As indicated by manufacturer	V ₃ Variazioni moderate /Moderate variation

(*) ad esclusione dell'acido fluoridrico e derivati / excluding hydrofluoric acid and its derivatives

(**) salvo diversa indicazione dei Codici di Posa Nazionali. La larghezza delle fughe deve comunque essere decisa dalla Direzione Lavori
the width of grout joints must be established by the installation supervisor, unless grout widths are regulated by national laying standards

Legenda / Key

Destinazioni d'uso / Intended use



RESIDENZIALE RESIDENTIAL

Cucine, bagni, living
e ogni altro ambiente
di uso residenziale.

Kitchens, bathrooms,
living rooms, and all other
residential environments.



ESTERNI OUTDOOR

Prevalentemente per ambienti
esterni nei quali è richiesta una
pavimentazione con prestazioni
antiscivolo.

Mainly for external areas that
require flooring with anti slip
characteristics.



COMMERCIALE LEGGERO LIGHT COMMERCIAL

Uffici, uffici aperti al pubblico, sale d'attesa, negozi, bagni pubblici, aree comuni condominiali, sale di ristoranti, autosaloni, bar, cinema, ambulatori/cliniche, camere e bagni di hotel.

Offices, offices open to the general public, waiting rooms, shops, public bathrooms, common apartment block areas, restaurant dining rooms, car showrooms, bars, cinemas, surgeries/clinics, hotel rooms and bathrooms.



COMMERCIALE INTENSIVO * INTENSIVE COMMERCIAL

Aree comuni di centri commerciali, hall di hotel, mense, fast food, discoteche, ospedali, scuole, musei, luoghi di culto, aeroporti, stazioni.

Common areas of shopping centres, hotel foyers, canteens, fast food restaurants, dance clubs, hospitals, schools, museums, places of worship, airports, stations.

*In aree caratterizzate dal passaggio di carichi pesanti concentrati non è consigliato l'utilizzo di prodotti a spessore ridotto.

*In areas that are subjected to heavy concentrated loads it is not recommended to use low thickness products.

Imballi / Packing

Articolo	Scatola		Pallet					
	cm	inch	pz	mq	kg	scat.	mq	kg
Fondo	30x180	12"x72"	2	1,08	30,2	45	48,6	1359,0
Fondo	30x120	12"x48"	4	1,44	34,0	18	25,9	612,0
Fondo	20x120	8"x48"	5	1,20	27,8	24	28,8	666,0
Fondo L2 (20mm)	30x120	12"x48"	2	0,72	33,3	32	23,0	1064,0
ABC*	27,9x27,9	11"x11"	12	0,47	10,0	-	-	-
Chevron	42,8x40	16 ^{3/4} "x16"	5	0,86	18,0	-	-	-
Drunk	25x120	10"x48"	4	1,20	25,2	-	-	-
Strip	20x120	8"x48"	4	0,96	20,2	-	-	-
Whirl	36,8x42,5	14 ^{1/2} "x16 ^{3/4} "	6	0,94	20,0	-	-	-
Battiscopa	5,5x60	2 ^{1/8} "x24"	12	7,2 m.l.	8,5	50	360,0 m.l.	426,0
Gradino plus	35x120	13 ^{3/4} "x48"	2	0,84	23,2	16	13,4	371,2
Angolo gradino plus	35x120	13 ^{3/4} "x48"	1	0,42	12,4	16	6,7	198,4

*la scatola contiene 4 pezzi per tipo
/the box contains 4 pieces per type

Certificazioni / Certifications



CERTIFIED ENVIRONMENTAL
MANAGEMENT SYSTEM

ISO 14001



CERTIFIED QUALITY
MANAGEMENT SYSTEM

ISO 9001



EN 14411

Le DOP sono disponibili sul sito internet
DOP are available on the website www.ceramichelea.it



Leed*



Stabilimento di
Fiorano M. (MO)

Emas



Ceramics of Italy

*LEED Lea Ceramiche, è membro di GBC Italia, organizzazione che promuove sul territorio italiano la realizzazione di edifici nel rispetto dell'ambiente, della salute e del benessere delle persone che ci vivono e lavorano./Lea Ceramiche is a member of the U.S. Green Building Council: this is an organization that promotes buildings that are environmentally responsible, profitable and healthy places to live and work.

Colophon / Company info

LEA CERAMICHE
Via Cameazzo, 21
41042 Fiorano Modenese
Modena Italy

T +39 0536 837811
E info@ceramichelea.it
www.ceramichelea.com

Panariagroup
Industrie Ceramiche S.p.A.

MILANO
Showroom Lea Ceramiche
Via Durini, 3
20122 Milano
T +39 02 76011406
E showroom_milano@ceramichelea.it

PARIGI
Lab Lea Ceramiche
Rue Therese, 20 -
Rue des Moulins, 1
1^{ere} Arrondissement
(Métro Pyramides)
75001 Paris
T +33 648116844

USA
Lea North America, LLC
800 Clanton Road, Suite N
Charlotte, NC 28217
T +1 704 522 6300
E info@leausa.us
www.leausa.us

Concept and art direction
Panariagroup —
Marketing &
Communications


Photo
MHP

Styling
Cora Vohwinkel

Thanks to
Agape www.agapedesign.it
CC Tapis www.cc-tapis.com
Edizioni Design www.edizionidesign.com
Flos www.flos.com
Gibas www.gibas.it
Incipit www.incipitlab.com
Living Divani www.livingdivani.it
Marco Olgiati marco.olgiati@gmail.com
Mason Editions www.mason-editions.com
Miniforms www.miniforms.com
Nahoor www.nahoor.com
Riva 1920 www.riva1920.it

Bio Select overview

Colori / Colors



Formati / Sizes ^{LR^T}


gres porcellanato

L2

Fondi/Plain Tiles
12mm

Fondi/Plain Tiles
10mm


Fondi/Plain Tiles
20mm*



30x180cm
12"x72"
NAT



30x120cm
12"x48"
NAT



20x120cm
8"x48"
NAT



Oak Natural / Oak Cloves
30x120cm
12"x48"
GRIP

* Protezione antibatterica non presente
No antimicrobial protection

Decori / Decors

ABC



27,9x27,9cm
11"x11"
NAT



27,9x27,9cm
11"x11"
NAT



27,9x27,9cm
11"x11"
NAT

Strip



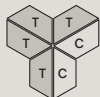
20x120cm
8"x48"
NAT

Chevron



42,8x40cm
16^{3/4}"x16"
NAT

Whirl mix*



T Walnut Tobacco
C Walnut Cinnamon

36,8x42,5cm
14^{1/2}"x16^{3/4}"
NAT

Drunk

Walnut Tobacco
Walnut Cinnamon



25x120cm
10"x48"
NAT

*colori mixati: Walnut Tobacco + Walnut Cinnamon / Mixed colors: Walnut Tobacco + Walnut Cinnamon

Materiale/material:

Gres porcellanato

Porcelain stoneware

Spessore/thickness: 10mm - 12mm - 20mm

PR()TECT

SUPERFICIE ANTI-BATTERICA
ANTIMICROBIAL SURFACE
with MICROBIO[®]

Lea Ceramiche